


# GT CUP / LMP3 SPA EURO RACE FREE PRACTICE

## Sector Analysis

Personal Best Session Best B Crossing the finish line in pit lane

Lap	D	Time	Sector 1	Sector 2	Sector 3	T. Spd	Elapsed	Lap	D	Time	Sector 1	Sector 2	Sector 3	T. Spd	Elapsed	
<b>2</b>	1	1. Tom Webb BMW M3 E46 GTR GTB							<b>9</b>	1	22 GT Racing 1. Dean Gibbs Aston Martin GT4 GTA					
1	1	5:12.326	2:34.031	1:43.401	54.894	151.5	5:12.326	1	1	7:16.641	4:30.417	1:46.979	59.245	112.4	7:16.641	
2	1	3:17.831	55.043	1:32.972	49.816	172.8	8:30.157	2	1	3:28.422	57.163	1:38.117	53.142	151.7	10:45.063	
3	1	3:11.191	54.708	1:28.568	47.915	165.9	11:41.348	3	1	3:28.134	1:00.246	1:36.121	51.767	133.0	14:13.197	
4	1	3:06.490	51.134	1:27.242	48.114	183.7	14:47.838	4	1	3:18.988	54.714	1:33.360	50.914	162.9	17:32.185	
5	1	3:03.568	50.306	1:25.390	47.872	187.5	17:51.406	5	1	3:17.636	54.737	1:32.392	50.507	164.4	20:49.821	
6	1	2:58.914	49.205	1:22.882	46.827	200.0	20:50.320	6	1	<b>3:10.380</b>	52.578	1:28.788	<b>49.014</b>	184.3	24:00.201	
7	1	2:59.738	51.313	1:22.986	45.439	210.9	23:50.058	7	1	3:21.137 <b>B</b>	<b>51.230</b>	<b>1:26.668</b>	1:03.239	199.3	27:21.338	
8	1	2:55.796	49.056	1:21.354	45.386	203.0	26:45.854									
9	1	3:06.401 <b>B</b>	48.924	1:23.156	54.321	220.9	29:52.255	<b>12</b>	1	JMh Automotive 1. Nigel Hudson 2. Adam Wilcox Aston Martin GT3 GTO						
10	1	4:55.120	2:46.346	1:22.931	45.843	184.9	34:47.375	1	1	3:52.551	1:41.756	1:23.394	47.401	192.2	3:52.551	
11	1	<b>2:54.869</b>	<b>48.708</b>	<b>1:21.297</b>	<b>44.864</b>	200.0	37:42.244	2	1	2:54.378	47.647	1:22.143	44.588	198.9	6:46.929	
12	1	3:02.794 <b>B</b>	49.171	1:21.733	51.890	199.3	40:45.038	3	1	2:50.331	46.612	1:19.859	43.860	209.7	9:37.260	
13	1	4:52.016	2:36.195	1:26.191	49.630	162.2	45:37.054	4	1	2:48.433	46.238	1:19.185	43.010	221.8	12:25.693	
								5	1	3:04.239 <b>B</b>	48.378	1:21.592	54.269	210.5	15:29.932	
								6	1	5:01.801	2:56.662	1:21.782	43.357	183.7	20:31.733	
								7	1	2:48.605	45.809	1:20.259	<b>42.537</b>	219.1	23:20.338	
								8	1	<b>2:46.927</b>	<b>45.489</b>	<b>1:18.696</b>	42.742	216.4	26:07.265	
								9	1	2:58.696 <b>B</b>	45.962	1:19.737	52.997	202.6	29:05.961	
								10	1	4:43.285	2:26.333	1:29.214	47.738	178.2	33:49.246	
								11	1	3:02.390	49.129	1:27.998	45.263	192.5	36:51.636	
								12	1	2:55.734	47.114	1:23.948	44.672	224.5	39:47.370	
								13	1	2:59.114	48.037	1:24.745	46.332	183.4	42:46.484	
								14	1	2:54.764	46.510	1:24.044	44.210	213.4	45:41.248	
								<b>14</b>	1	FF Corse 1. Graham Lucking 2. Leyton Clarke Ferrari 458 GTC						
								1	1	17:26.419	...	1:26.774	46.568	183.4	17:26.419	
								2	1	2:52.036	46.718	1:21.677	43.641	214.7	20:18.455	
								3	1	2:49.322	46.434	1:19.847	43.041	230.3	23:07.777	
								4	1	<b>2:48.777</b>	46.075	1:19.752	<b>42.950</b>	233.3	25:56.554	
								5	1	2:56.906 <b>B</b>	<b>45.901</b>	<b>1:19.619</b>	51.386	227.8	28:53.460	
								6	1	5:57.031	3:36.269	1:29.978	50.784	187.2	34:50.491	
								7	1	3:06.314	49.790	1:28.874	47.650	198.9	37:56.805	
								8	1	3:08.124	50.679	1:27.923	49.522	194.9	41:04.929	
								9	1	3:06.933	49.654	1:29.555	47.724	203.4	44:11.862	
								10	1	3:12.324	50.623	1:28.419	53.282	177.9	47:24.186	
								<b>16</b>	1	FF Corse 1. Laurent de Meeus 2. Jamie Stanley Ferrari 458 GTC						
								1	1	5:38.185	3:26.282	1:26.439	45.464	178.5	5:38.185	
								2	1	2:55.270	47.583	1:23.637	44.050	202.6	8:33.455	
								3	1	2:56.883	50.559	1:22.806	43.518	203.8	11:30.338	
								4	1	<b>2:51.457</b>	<b>47.195</b>	<b>1:20.891</b>	<b>43.371</b>	218.6	14:21.795	
								5	1	3:06.312 <b>B</b>	47.332	1:25.550	53.430	188.2	17:28.107	
								6	1	6:03.786	3:45.619	1:30.702	47.465	180.6	23:31.893	
								7	1	3:02.430	49.636	1:26.219	46.575	206.5	26:34.323	
								8	1	3:00.709	49.030	1:26.247	45.432	186.5	29:35.032	
								9	1	3:01.389	50.334	1:25.500	45.555	188.5	32:36.421	
								10	1	2:56.225	47.798	1:23.628	44.799	203.8	35:32.646	
								11	1	2:55.399	47.857	1:22.910	44.632	206.5	38:28.045	
								12	1	2:56.421	47.405	1:23.749	45.267	213.4	41:24.466	
								13	1	2:58.260	47.656	1:25.930	44.674	196.4	44:22.726	




# GT CUP / LMP3 SPA EURO RACE FREE PRACTICE

## Sector Analysis

■ Personal Best   
 ■ Session Best   
 ■ Crossing the finish line in pit lane

Lap	D	Time	Sector 1	Sector 2	Sector 3	T. Spd	Elapsed	Lap	D	Time	Sector 1	Sector 2	Sector 3	T. Spd	Elapsed
<b>24</b>		<b>G-Cat Racing</b>					Ferrari 458 GT3								
		1. Gary Eastwood					GTO								
1	1	3:52.326	1:25.795	1:35.229	51.302	162.4	3:52.326	5	1	<span style="color: green;">2:44.713</span>	45.807	<span style="color: green;">1:17.065</span>	<span style="color: green;">41.841</span>	213.4	26:44.590
2	1	3:11.100	52.001	1:30.878	48.221	180.6	7:03.426	6	1	2:50.682	46.829	1:20.574	43.279	209.3	29:35.272
3	1	3:04.368	49.272	1:27.697	47.399	185.9	10:07.794	7	1	2:57.052 <b>B</b>	45.265	1:19.103	52.684	211.4	32:32.324
4	1	3:01.016	48.141	1:26.529	46.346	194.6	13:08.810	8	1	4:08.241	2:07.422	1:18.764	42.055	197.8	36:40.565
5	1	2:56.076	47.121	1:23.977	44.978	207.7	16:04.886	9	1	2:46.603	<span style="color: green;">44.868</span>	1:19.094	42.641	221.8	39:27.168
6	1	2:57.306	47.993	1:24.388	44.925	195.3	19:02.192	10	1	3:04.989 <b>B</b>	45.208	1:19.155	1:00.626	225.0	42:32.157
7	1	2:55.967	47.053	1:23.930	44.984	211.8	21:58.159								
8	1	2:55.901	46.369	1:25.206	44.326	205.7	24:54.060								
9	1	3:08.621 <b>B</b>	47.192	1:23.873	57.556	218.2	28:02.681								
10	1	4:14.584	2:08.251	1:22.260	44.073	226.4	32:17.265								
11	1	2:52.894	46.167	1:22.834	43.893	201.9	35:10.159								
12	1	2:50.856	46.164	1:21.968	<span style="color: green;">42.724</span>	206.1	38:01.015								
13	1	<span style="color: green;">2:49.620</span>	45.972	<span style="color: green;">1:20.617</span>	43.031	225.0	40:50.635								
14	1	2:50.417	<span style="color: green;">45.514</span>	1:22.071	42.832	210.5	43:41.052								
15	1	2:50.492	45.575	1:21.816	43.101	216.9	46:31.544								
<b>33</b>		<b>MAS Motorsport</b>					Porsche 991 GT3 Cup								
		1. Mike Sellar					GTC								
		2. Ricky COOMBER													
1	1	3:51.639	1:22.641	1:36.931	52.067	157.9	3:51.639	5	1	3:44.668	1:03.448	1:45.726	55.494	130.4	8:26.357
2	1	3:18.266	53.539	1:32.870	51.857	169.0	7:09.905	3	1	3:36.702	1:01.628	1:37.923	57.151	129.7	12:03.059
3	1	3:26.503	52.753	1:34.004	59.746	162.2	10:36.408	4	1	3:55.089	59.293	1:59.064	56.732	155.6	15:58.148
4	1	3:21.273	58.200	1:33.498	49.575	181.2	13:57.681	5	1	3:37.385	59.110	1:39.588	58.687	149.8	19:35.533
5	1	5:53.108 <b>B</b>	3:04.729	1:32.373	1:16.006	179.1	19:50.789	6	1	3:30.903	59.764	1:37.363	53.776	138.1	23:06.436
6	1	6:22.671	3:49.914	1:40.328	52.429	140.4	26:13.460	7	1	3:44.974 <b>B</b>	56.623	1:36.796	1:11.555	166.4	26:51.410
7	1	3:12.739	52.707	1:30.889	49.143	151.3	29:26.199	8	1	5:11.886	2:52.382	1:29.758	49.746	148.8	32:03.296
8	1	3:13.813	<span style="color: green;">50.633</span>	<span style="color: green;">1:27.099</span>	56.081	175.9	32:40.012	9	1	3:04.402	50.055	1:26.704	47.643	167.4	35:07.698
9	1	<span style="color: green;">3:06.528</span>	50.773	1:28.034	<span style="color: green;">47.721</span>	180.6	35:46.540	10	1	3:02.897	49.089	1:26.421	47.387	171.7	38:10.595
10	1	3:26.553 <b>B</b>	51.365	1:34.165	1:01.023	151.7	39:13.093	11	1	3:03.158	48.954	1:26.653	47.551	169.5	41:13.753
<b>54</b>		<b>Spy Motorsport</b>					Ginetta G55 GT4								
		1. Brent Millage					GTA								
1	1	4:19.557	1:51.258	1:37.363	50.936	124.9	4:19.557	12	1	<span style="color: green;">3:00.434</span>	<span style="color: green;">48.046</span>	<span style="color: green;">1:25.558</span>	<span style="color: green;">46.830</span>	184.6	44:14.187
2	1	3:20.221 <b>B</b>	52.423	1:25.599	1:02.199	184.9	7:39.778	13	1	3:26.573 <b>B</b>	49.555	1:27.550	1:09.468	164.4	47:40.760
3	1	4:20.996	2:08.169	1:24.698	48.129	184.0	12:00.774								
4	1	3:00.847	50.757	1:23.248	46.842	190.8	15:01.621								
5	1	3:18.014 <b>B</b>	50.720	1:26.658	1:00.636	175.9	18:19.635								
6	1	6:04.713	3:54.595	1:22.737	47.381	187.5	24:24.348								
7	1	2:56.981	49.075	1:22.370	45.536	193.9	27:21.329								
8	1	2:56.855	<span style="color: green;">48.815</span>	1:22.462	45.578	193.9	30:18.184								
9	1	2:57.971	49.325	1:23.316	45.330	172.2	33:16.155								
10	1	<span style="color: green;">2:55.565</span>	49.054	<span style="color: green;">1:21.790</span>	<span style="color: green;">44.721</span>	199.6	36:11.720								
11	1	2:56.442	49.113	1:22.192	45.137	198.2	39:08.162								
12	1	2:55.822	48.824	1:22.003	44.995	202.2	42:03.984								
13	1	3:12.549 <b>B</b>	48.952	1:22.097	1:01.500	206.5	45:16.533								
<b>55</b>		<b>Gemini Cars/</b>													
		1. Andy Robey													
1	1	5:08.989	2:31.872	1:40.599	56.518	138.1	5:08.989								
2	1	3:17.042	54.777	1:31.973	50.292	172.5	8:26.031								
3	1	3:12.310	53.632	1:29.779	48.899	177.9	11:38.341								
4	1	3:07.607	51.906	1:28.241	47.460	170.1	14:45.948								
5	1	3:06.587	51.260	1:25.253	50.074	185.9	17:52.535								
6	1	3:21.737 <b>B</b>	51.127	1:30.315	1:00.295	194.2	21:14.272								
7	1	5:13.641	2:57.887	1:28.043	47.711	177.3	26:27.913								
8	1	3:05.388	51.696	1:26.719	46.973	179.7	29:33.301								
9	1	3:04.134	51.319	1:25.529	47.286	188.2	32:37.435								
10	1	3:03.922	50.790	1:25.959	47.173	194.2	35:41.357								
11	1	3:04.481	<span style="color: green;">50.492</span>	1:26.214	47.775	187.8	38:45.838								
12	1	<span style="color: green;">3:02.850</span>	51.016	<span style="color: green;">1:25.162</span>	<span style="color: green;">46.672</span>	192.9	41:48.688								
13	1	3:02.981	50.922	<span style="color: green;">1:24.909</span>	47.150	189.1	44:51.669								
14	1	3:31.109 <b>B</b>	54.161	1:30.779	1:06.169	151.7	48:22.778								
<b>47</b>		<b>Jet Stream Racing</b>					McLaren MP4/12 GT3								
		1. Graham Davidson					GTO								
1	1	15:34.632	...	1:30.765	45.598	161.9	15:34.632								
2	1	2:51.235	47.198	1:19.601	44.436	204.5	18:25.867								
3	1	2:47.197	45.590	1:18.939	42.668	200.4	21:13.064								
4	1	2:46.813	45.785	1:17.934	43.094	207.3	23:59.877								




# GT CUP / LMP3 SPA EURO RACE FREE PRACTICE

## Sector Analysis

Personal Best Session Best B Crossing the finish line in pit lane

Lap	D	Time	Sector 1	Sector 2	Sector 3	T. Spd	Elapsed	Lap	D	Time	Sector 1	Sector 2	Sector 3	T. Spd	Elapsed
<b>58</b> Garage 59 McLaren GT 650S Sprint 1.Andy Brakewell 2.Steve Gray															
1	1	3:56.966	1:28.689	1:34.698	53.579	161.4	3:56.966	7	2	16:25.736	...	1:19.670	41.214	198.5	35:57.447
2	1	3:13.563	52.495	1:29.341	51.727	176.8	7:10.529	8	2	2:46.574	45.353	1:19.676	41.545	202.6	38:44.021
3	1	3:07.810	50.258	1:28.408	49.144	175.6	10:18.339	9	2	2:44.477	45.444	1:17.372	41.661	206.1	41:28.498
4	1	3:03.188	48.893	1:27.313	46.982	215.6	13:21.527	10	2	2:45.999	45.370	1:19.695	40.934	197.8	44:14.497
5	1	3:14.538	48.983	1:28.024	57.531	191.5	16:36.065	11	2	2:45.206	46.769	1:17.356	41.081	204.2	46:59.703
6	1	5:12.732	2:43.752	1:35.628	53.352	169.3	21:48.797								
7	1	3:14.439	52.910	1:32.403	49.126	185.6	25:03.236								
8	1	3:15.853	54.423	1:31.446	49.984	173.4	28:19.089								
9	1	3:43.230	58.139	1:38.899	1:06.192	150.0	32:02.319								
10	1	4:28.728	2:06.376	1:28.646	53.706	179.7	36:31.047								
11	1	3:41.542	52.412	1:42.741	1:06.389	181.2	40:12.589								
12	1	5:14.357	2:54.464	1:29.434	50.459	203.4	45:26.946								
<b>59</b> Garage 59 McLaren GT 570S GTA 1.Stewart Proctor 2.Lewis Proctor															
1	1	3:43.087	1:19.016	1:33.495	50.576	158.4	3:43.087								
2	1	3:16.332	52.385	1:33.566	50.381	190.5	6:59.419								
3	1	3:12.731	51.238	1:32.566	48.927	186.5	10:12.150								
4	1	3:07.886	52.029	1:27.972	47.885	187.2	13:20.036								
5	1	3:05.236	50.201	1:27.282	47.753	195.3	16:25.272								
6	1	3:09.183	50.807	1:28.999	49.377	213.4	19:34.455								
7	1	3:26.501	51.810	1:31.279	1:03.412	146.9	23:00.956								
8	1	6:46.019	4:28.175	1:28.744	49.100	190.1	29:46.975								
9	1	3:02.320	48.729	1:26.041	47.550	207.7	32:49.295								
10	1	3:00.133	49.342	1:24.643	46.148	208.5	35:49.428								
11	1	3:01.688	48.973	1:26.326	46.389	181.2	38:51.116								
12	1	2:59.607	48.875	1:24.957	45.775	196.0	41:50.723								
13	1	3:10.174	50.896	1:24.500	54.778	187.5	45:00.897								
<b>77</b> Geoff Steel Racing BMW M3 GTR 1.Jeff Wyatt 2.Geoff Steel															
1	1	4:45.845	2:07.091	1:41.434	57.320	141.4	4:45.845								
2	1	3:45.518	58.180	1:42.915	1:04.423	154.3	8:31.363								
3	1	5:41.046	3:12.699	1:36.372	51.975	142.1	14:12.409								
4	1	3:18.491	54.873	1:32.297	51.321	171.7	17:30.900								
5	1	3:31.153	54.460	1:35.952	1:00.741	170.3	21:02.053								
6	1	4:55.237	2:34.143	1:31.199	49.895	165.4	25:57.290								
7	1	3:09.910	53.799	1:28.641	47.470	165.1	29:07.200								
8	1	3:04.127	51.338	1:26.070	46.719	182.1	32:11.327								
9	1	3:04.234	50.699	1:26.766	46.769	181.2	35:15.561								
10	1	3:01.830	50.508	1:25.223	46.099	184.0	38:17.391								
11	1	3:02.558	50.330	1:25.328	46.900	187.8	41:19.949								
12	1	3:08.051	50.959	1:29.124	47.968	187.2	44:28.000								
13	1	3:11.058	51.661	1:29.479	49.918	175.9	47:39.058								
<b>102</b> United Autosports Ligier JS P3 1.CJ Wilson 2.Andrew Evans															
1	2	4:56.269	2:39.331	1:32.019	44.919	162.2	4:56.269								
2	2	3:02.762	49.755	1:30.193	42.814	134.5	7:59.031								
3	2	2:49.575	47.166	1:19.907	42.502	181.2	10:48.606								
4	2	2:55.079	52.008	1:20.283	42.788	191.2	13:43.685								
5	2	2:47.362	46.771	1:18.933	41.658	183.7	16:31.047								
6	2	3:00.664	46.836	1:21.381	52.447	181.8	19:31.711								
<b>103</b> United Autosports Ligier JS P3 1.Tony Wells 2.Matt Bell															
1	2	4:36.152	2:27.875	1:21.674	46.603	194.9	4:36.152								
2	2	2:48.279	46.910	1:19.181	42.188	187.5	7:24.431								
3	2	2:48.055	45.926	1:20.020	42.109	214.7	10:12.486								
4	2	2:45.224	45.802	1:18.150	41.272	228.8	12:57.710								
5	2	2:42.641	45.113	1:16.460	41.068	231.3	15:40.351								
6	2	2:50.666	44.926	1:17.815	47.925	225.9	18:31.017								
7	1	4:44.258	2:39.359	1:20.837	44.062	198.9	23:15.275								
8	1	2:48.300	46.239	1:19.283	42.778	205.7	26:03.575								
9	1	2:47.715	46.419	1:18.871	42.425	204.2	28:51.290								
10	1	2:50.294	47.521	1:18.524	44.249	199.3	31:41.584								
11	1	2:47.354	46.430	1:18.563	42.361	217.7	34:28.938								
12	1	2:44.838	45.458	1:17.581	41.799	220.0	37:13.776								
13	1	2:44.887	45.413	1:17.131	42.343	216.4	39:58.663								
14	1	2:43.889	45.135	1:16.902	41.852	222.2	42:42.552								
15	1	2:45.022	45.143	1:18.181	41.698	227.8	45:27.574								
<b>123</b> Nielsen Racing Ligier JS P3 1.Jason Rishover 2.Jamie Spence															
1	1	8:17.232					8:17.232								
2	1	2:46.701					11:03.933								
3	1	2:46.907					13:50.840								
4	1	2:44.160					16:35.000								
5	1	2:45.139					19:20.139								
6	1	2:43.768					22:03.907								
7	1	8:16.401					30:20.308								
8	1	2:51.592					33:11.900								
9	1	2:51.202					36:03.102								
10	1	2:49.669					38:52.771								
11	1	2:50.899					41:43.670								
12	1	3:16.528					45:00.198								
<b>126</b> Tockwith Motorsport Ligier JS P3 1.Richard Dean 2.Sarah Moore															
1	2	5:08.750	3:01.509	1:19.928	47.313	192.2	5:08.750								
2	2	2:54.424	47.858	1:22.874	43.692	192.2	8:03.174								
3	2	2:47.263	46.778	1:18.193	42.292	197.8	10:50.437								
4	2	2:54.795	51.049	1:20.524	43.222	180.0	13:45.232								
5	2	2:47.830	46.606	1:19.053	42.171	187.8	16:33.062								
6	2	2:52.521	48.680	1:20.192	43.649	209.7	19:25.583								
7	2	2:46.235	46.136	1:18.660	41.439	196.7	22:11.818								
8	2	2:48.622	47.606	1:18.536	42.480	203.0	25:00.440								
9	2	2:44.762	45.481	1:18.245	41.036	203.0	27:45.202								
10	2	2:42.796	45.018	1:16.508	41.270	211.4	30:27.998								
11	2	2:43.920	45.005	1:17.300	41.615	205.7	33:11.918								
12	2	2:46.169	45.793	1:19.093	41.283	202.2	35:58.087								
13	2	2:48.720	45.544	1:19.333	43.843	204.9	38:46.807								
14	2	2:43.156	45.759	1:16.175	41.222	210.1	41:29.963								
15	2	2:46.126	44.798	1:19.986	41.342	201.1	44:16.089								



# GT CUP / LMP3 SPA EURO RACE FREE PRACTICE

## Sector Analysis

■ Personal Best ■ Session Best B Crossing the finish line in pit lane

Lap	D	Time	Sector 1	Sector 2	Sector 3	T. Spd	Elapsed	Lap	D	Time	Sector 1	Sector 2	Sector 3	T. Spd	Elapsed
-----	---	------	----------	----------	----------	--------	---------	-----	---	------	----------	----------	----------	--------	---------

128		G-Cat Racing					Ligier JS P3			
		1. Paul Bailey								
		2. Andy Schulz								
1	1	3:54.911	1:26.036	1:36.140	52.735	139.0	3:54.911			
2	1	3:17.812	55.469	1:31.193	51.150	154.3	7:12.723			
3	1	3:08.550	52.224	1:29.133	47.193	147.7	10:21.273			
4	1	3:05.522	50.572	1:26.823	48.127	173.1	13:26.795			
5	1	3:03.481	50.154	1:26.527	46.800	169.5	16:30.276			
6	1	3:05.561	52.563	1:24.352	48.646	171.4	19:35.837			
7	1	3:00.752	50.293	1:24.965	45.494	164.9	22:36.589			
8	1	3:00.375	49.677	1:24.997	45.701	170.9	25:36.964			
9	1	2:58.831	48.862	1:23.391	46.578	173.6	28:35.795			
10	1	2:58.847	48.272	1:24.215	46.360	180.9	31:34.642			
11	1	3:06.563 B	48.053	1:22.622	55.888	188.8	34:41.205			
12	1	4:37.633	2:34.503	1:19.914	43.216	196.7	39:18.838			
13	1	2:50.275	46.978	1:19.473	43.824	206.9	42:09.113			
14	1	2:52.342	48.379	1:20.420	43.543	190.8	45:01.455			

2	1	3:06.855	52.420	1:26.831	47.604	168.7	7:43.263
3	1	2:59.678	49.873	1:23.236	46.569	161.4	10:42.941
4	1	3:03.265	48.573	1:26.444	48.248	178.2	13:46.206
5	1	3:09.475 B	48.717	1:25.367	55.391	175.3	16:55.681
6	1	8:18.183	6:06.502	1:25.989	45.692	167.4	25:13.864
7	1	2:55.809	47.590	1:23.299	44.920	187.2	28:09.673
8	1	2:53.149	46.816	1:22.252	44.081	209.3	31:02.822
9	1	2:52.199	46.643	1:21.764	43.792	192.2	33:55.021
10	1	2:52.148	46.561	1:22.016	43.571	191.5	36:47.169
11	1	2:50.180	45.983	1:20.850	43.347	215.1	39:37.349
12	1	3:10.997 B	47.221	1:27.840	55.936	209.3	42:48.346

179		Ecurie Ecosse/Nielsen Racing					Ligier JS P3			
		1. Alasdair McCaig								
		2. Colin Noble								
1	2	3:42.949	1:39.361	1:20.411	43.177	201.1	3:42.949			
2	2	2:45.727	45.979	1:18.472	41.276	203.8	6:28.676			
3	2	2:43.131	45.091	1:17.323	40.717	203.4	9:11.807			
4	2	2:40.499	44.484	1:15.236	40.779	228.8	11:52.306			
5	2	2:53.059 B	45.438	1:17.582	50.039	220.9	14:45.365			
6	1	5:02.723	2:57.052	1:20.568	45.103	173.6	19:48.088			
7	1	2:49.894	46.881	1:20.263	42.750	164.9	22:37.982			
8	1	2:50.736	48.394	1:20.106	42.236	169.5	25:28.718			
9	1	2:43.848	45.675	1:16.301	41.872	218.2	28:12.566			
10	1	2:44.784	45.475	1:16.949	42.360	184.9	30:57.350			
11	1	2:43.286	45.824	1:16.125	41.337	210.1	33:40.636			
12	1	2:41.056	45.031	1:15.119	40.906	212.6	36:21.692			
13	1	2:42.023	44.957	1:15.699	41.367	222.2	39:03.715			
14	1	2:45.017	46.098	1:15.576	43.343	210.9	41:48.732			
15	1	2:58.561 B	48.202	1:17.714	52.645	184.6	44:47.293			
16	1	45.265 B					45:32.558			

196		Speedworks Motorsport					Ligier JS P3			
		1. Scott Mansell								
		2. Jack Butel								
1	1	3:55.344					3:55.344			
2	1	2:58.147					6:53.491			
3	1	2:48.431					9:41.922			
4	1	2:45.950					12:27.872			
5	1	2:47.886					15:15.758			
6	1	2:47.144					18:02.902			
7	1	5:30.687					23:33.589			
8	1	8:08.343					31:41.932			
9	1	2:44.275					34:26.207			
10	1	2:42.360					37:08.567			
11	1	2:40.808					39:49.375			
12	1	2:43.249					42:32.624			

333		MTECH/Wildwater					Lamborghini Huracan Super			
		1. Jake Rattenbury								
1	1	4:36.408	2:03.551	1:38.514	54.343	148.6	4:36.408			